

NVP10

- High Productivity – non-clogging design reduces downtime
- Strong hold – powerful vacuum up to 28"Hg [948mbar]
- Mounts Easily – compact and lightweight
- Fast Response – installs close to vacuum point
- Efficient – minimal air consumption
- Reliable operation – straight-through design with no moving parts

Technical Data

Fluid:
Filtered (50 Micron) unlubricated, non-corrosive dry gases

Operating Temperature
-30° to ~250° F (-34° to ~121°C)

Operating Pressure
80 PSI (5.5 bar) Standard or 60 PSI (4.1 bar)

Materials
Pump Body: Anodized Aluminum
Silencer Body: Nylon

Supply/Vacuum Line
1/4" OD for sizes 60 and 90
3/8" OD for sizes 100 and 150

Mounting Holes
Mounting holes accept 4-40 [M3] screws

Control Valve
3 way/2 position (faster part release), minimum orifice – 0.125" [3mm]

Performance Level Designations
"L" 0-10"Hg [0 to 339mbar] for low vacuum/high flow applications
"M" 0-20"Hg [0 to 677mbar] for medium vacuum/high flow applications
"H" 0-28"Hg [0 to 948mbar] for high vacuum/standard flow applications

Product options
Standard (NVP10)
Pneumatic blow-off (NVP1X)
Multi-port (NVP10M0)



Standard Models

Part number	Max. Vacuum Level	Max. Vacuum Flow	Air Consumption	Silencer
NVP10-90M-S05A00	20"Hg	1.40 SCFM	1.40 SCFM	NST4 Silencer
NVP10-90H-S05A00	28"Hg	1.20 SCFM	1.80 SCFM	NST4 Silencer
NVP10-100M-S05A00	20"Hg	2.10 SCFM	1.80 SCFM	NST4 Silencer
NVP10-100H-S05A00	28"Hg	2.00 SCFM	2.80 SCFM	NST4 Silencer
NVP10-150M-S05A00	20"Hg	3.50 SCFM	2.80 SCFM	NST4 Silencer
NVP10-150H-S05A00	28"Hg	3.20 SCFM	4.80 SCFM	NST4 Silencer









Accessories

Option selector

NVP★10-★★★★-S★★A★★

Series	Substitute	Accessories	Substitute
NVP (Imperial Thread)		Extra Port if Available / No Accessories	A00
NVPM (Metric Thread)	M	Extra Port if Available / NVTMV-QD-6	A02
Vacuum Flow Level	Substitute	Extra Port if Available / NVSMN-QD-6	A04
Venturi Cartridge 60	60	Extra Port if Available / NVSMP-QD-6	A06
Venturi Cartridge 90	90		
Venturi Cartridge 100	100	Silencers	Substitute
Venturi Cartridge 150	150	None	S00
Vacuum Level	Substitute	NAA4 (62dB)	S02
10"Hg @ 80PSI (Standard)	L	NST4 (68dB)	S05
20"Hg @ 80PSI (Standard)	M	NSTAA4 (58dB)	S12
28"Hg @ 80PSI (Standard)	H		
10"Hg @ 60PSI	X		
20"Hg @ 60PSI	Y		
28"Hg @ 60PSI	Z		

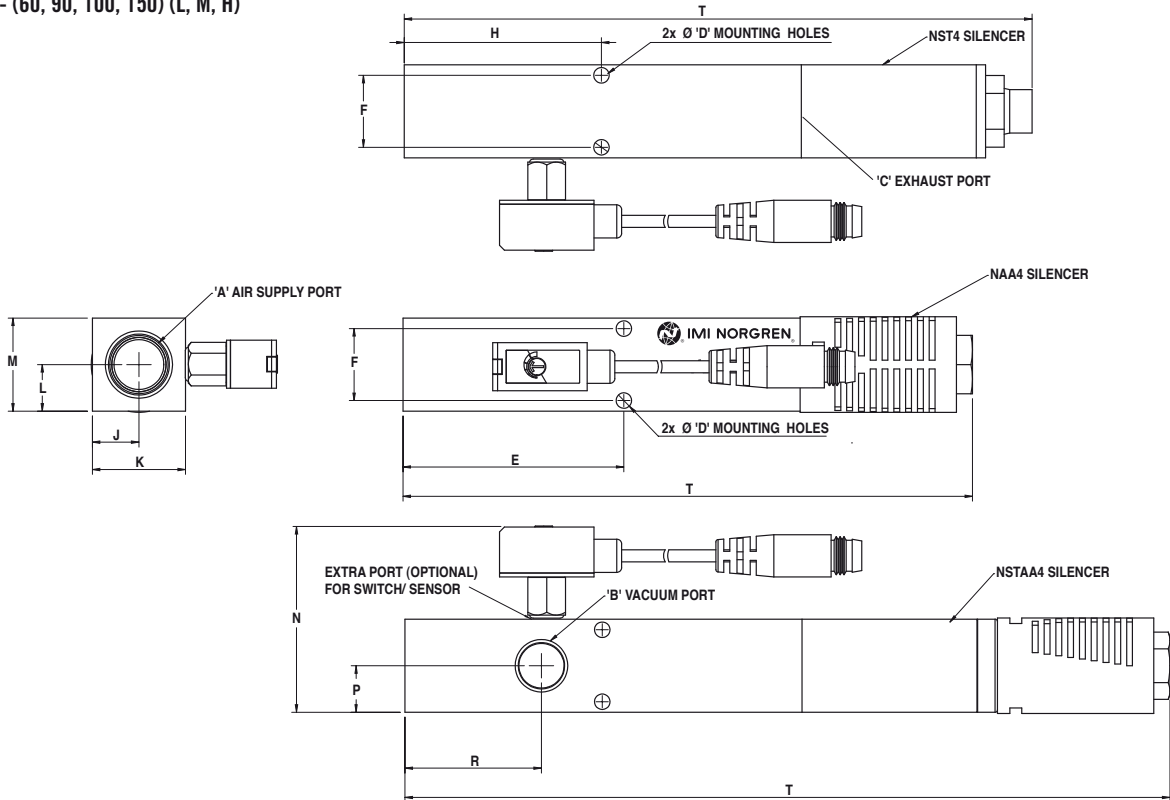
● Accessories

Model	Silencer	Inline Fitting	Swivel Elbow	Vacuum Fitting	Bellows Cup	Flat Cup	Spring Leveler
							
NVP10-90M-S05A00	NST4	124250428	124470428	NVCF45-18M	NVCD-***	NVC-***	NVSL2-***
NVP10-100M-S05A00	NST4	124250628	124470628	NVCF45-18M	NVCD-***	NVC-***	NVSL2-***
NVP10-100H-S05A00	NST4	124250628	124470628	NVCF45-18M	NVCD-***	NVC-***	NVSL2-***
NVP10-150M-S05A00	NST4	124250628	124470628	NVCF45-18M	NVCD-***	NVC-***	NVSL2-***
NVP10-150H-S05A00	NST4	124250628	124470628	NVCF45-18M	NVCD-***	NVC-***	NVSL2-***

*Proper selection of vacuum cups depends on the application. Cups are available in various diameters, colors and materials. If you do not see what you are looking for, please consult factory

● Dimensions inches (mm)

NVP10- (60, 90, 100, 150) (L, M, H)



Model	Units	A	B	C	D	E	F	H	J	K	L	M	N	P	R	T
NVP10-***-A0*S02	Imperial	1/4 NPTF	1/8 NPTF	1/4 NPTF	0.12	1.78	0.58	1.59	0.38	0.75	0.38	0.75	1.48	0.38	1.10	4.59
NVP10-***-A0*S05	Imperial	1/4 NPTF	1/8 NPTF	1/4 NPTF	0.12	1.78	0.58	1.59	0.38	0.75	0.38	0.75	1.48	0.38	1.10	5.06
NVP10-***-A0*S12	Imperial	1/4 NPTF	1/8 NPTF	1/4 NPTF	0.12	1.78	0.58	1.59	0.38	0.75	0.38	0.75	1.48	0.38	1.10	6.17
NVPM10-***-A0*S02	(Metric)	(G 1/4)	(G 1/8)	(G 1/4)	(3.05)	(45.21)	(14.73)	(40.39)	9.53	(19.05)	(9.53)	(19.05)	(37.60)	(9.53)	(27.94)	(116.59)
NVPM10-***-A0*S05	(Metric)	(G 1/4)	(G 1/8)	(G 1/4)	(3.05)	(45.21)	(14.73)	(40.39)	9.53	(19.05)	(9.53)	(19.05)	(37.60)	(9.53)	(27.94)	(128.52)
NVPM10-***-A0*S12	(Metric)	(G 1/4)	(G 1/8)	(G 1/4)	(3.05)	(45.21)	(14.73)	(40.39)	9.53	(19.05)	(9.53)	(19.05)	(37.60)	(9.53)	(27.94)	(156.59)

NVP1X

Pneumatic Blow-off

- All in one vacuum and blow-off - only compressed air required
- High Productivity – non-clogging design reduces downtime
- Strong hold – powerful vacuum up to 28"Hg [948mbar]
- Mounts Easily – compact and lightweight
- Fast Response – installs close to vacuum point
- Efficient – minimal air consumption
- Reliable operation – straight-through design with no moving parts

Technical Data

Fluid
Filtered (50 Micron) unlubricated, non-corrosive dry gases

Operating Temperature
32° to -125° F (0° to -52°C)

Operating Pressure
80 PSI (5.5 bar) Standard or 60 PSI (4.1 bar)

Materials
Pump Body: Anodized Aluminum

Pump Options
B1 adjustable version allows the user to set the intensity of the blow-off from no blow-off to full blow-off

Cycle Rates
Up to 120/min

Blow-off Response Time
Instantaneous

Blow-off Duration
100 milliseconds (based on system design)

Orientation
Any

Supply / Vacuum Line
1/4" OD for sizes 60 and 90
3/8" OD for sizes 100 and 150

Mounting Holes
Mounting holes accept 4-40 [M3] screws

Control Valve
3 way/2 position (faster part release), minimum orifice – 0.125" [3mm]

Performance Level Designations
"L" 0-10"Hg [0 to 339mbar] for low vacuum/high flow applications
"M" 0-20"Hg [0 to 677mbar] for medium vacuum/high flow applications
"H" 0-28"Hg [0 to 948mbar] for high vacuum/standard flow applications

Product options
Standard (NVP10)
Pneumatic blow-off (NVP1X)
Multi-port (NVP10M0)



Standard Models

Part number	Max. Vacuum Level	Max. Vacuum Flow	Air Consumption	Silencer	Blowoff
NVP1XB0-90M-S05A00	20"Hg	1.40 SCFM	1.40 SCFM	NST4 Silencer	Non-Adjustable
NVP1XB0-90H-S05A00	28"Hg	1.20 SCFM	1.80 SCFM	NST4 Silencer	Non-Adjustable
NVP1XB0-100M-S05A00	20"Hg	2.10 SCFM	1.80 SCFM	NST4 Silencer	Non-Adjustable
NVP1XB0-100H-S05A00	28"Hg	2.00 SCFM	2.80 SCFM	NST4 Silencer	Non-Adjustable
NVP1XB0-150M-S05A00	20"Hg	3.50 SCFM	2.80 SCFM	NST4 Silencer	Non-Adjustable
NVP1XB0-150H-S05A00	28"Hg	3.20 SCFM	4.80 SCFM	NST4 Silencer	Non-Adjustable









Accessories

Option selector

NVP★1XB★-★★★-S★★A★★

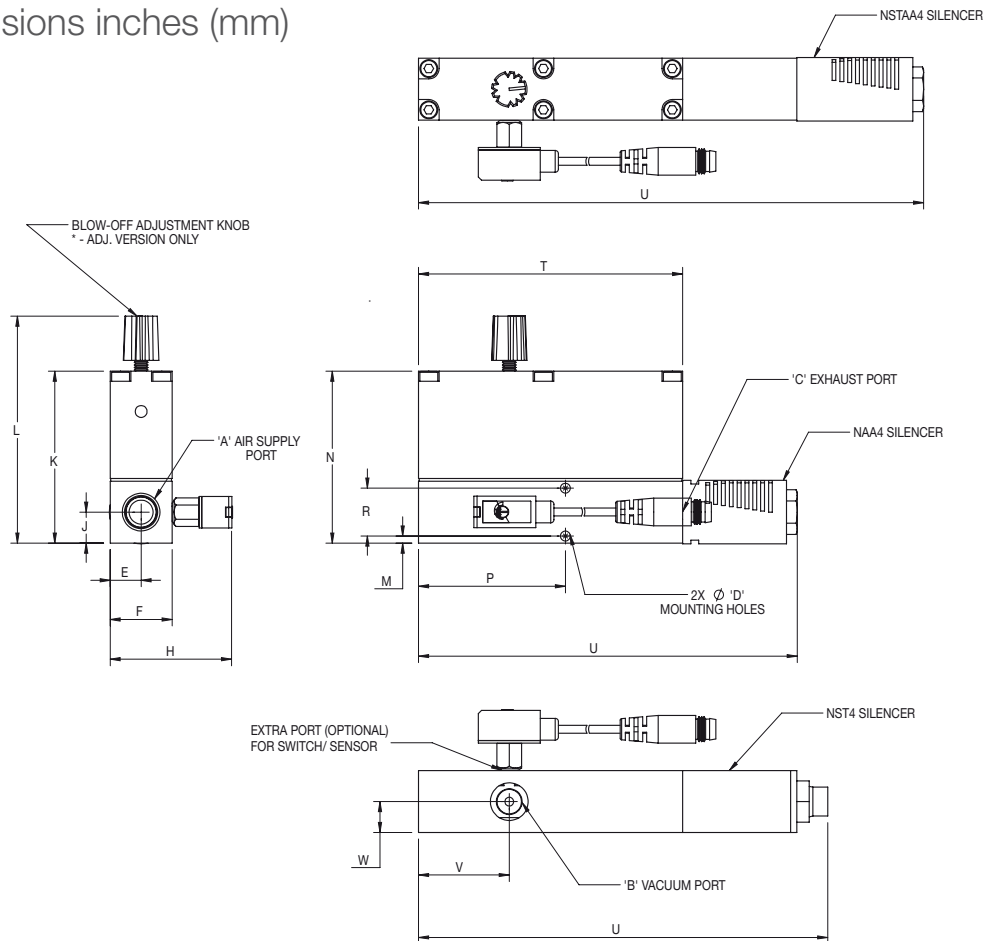
Series	Substitute	Accessories	Substitute
NVP (Imperial Thread)		Extra Port if Available / No Accessories	A00
NVPM (Metric Thread)	M	Extra Port if Available / NVTMV-QD-6	A02
		Extra Port if Available / NVSMN-QD-6	A04
		Extra Port if Available / NVSMP-QD-6	A06
Blowoff	Substitute	Silencers	Substitute
Non-adjustable (Standard)	B0	None	S00
Adjustable	B1	NAA4 (62dB)	S02
Vacuum Flow Level	Substitute	NST4 (68dB)	S05
Venturi Cartridge 60	60	NSTAA4 (58dB)	S12
Venturi Cartridge 90	90		
Venturi Cartridge 100	100		
Venturi Cartridge 150	150		
Vacuum Level	Substitute		
10"Hg @ 80PSI (Standard)	L		
20"Hg @ 80PSI (Standard)	M		
28"Hg @ 80PSI (Standard)	H		
10"Hg @ 60PSI	X		
20"Hg @ 60PSI	Y		
28"Hg @ 60PSI	Z		

● Accessories

Model	Silencer	Inline Fitting	Swivel Elbow	Vacuum Fitting	Bellows Cup	Flat Cup	Spring Leveler
							
NVP1XB0-90M-S05A00	NST4	124250428	124470428	NVCF45-18M	NVCD-***	NVC-***	NVSL3-***
NVP1XB0-100M-S05A00	NST4	124250628	124470628	NVCF45-18M	NVCD-***	NVC-***	NVSL3-***
NVP1XB0-100H-S05A00	NST4	124250628	124470628	NVCF45-18M	NVCD-***	NVC-***	NVSL3-***
NVP1XB0-150M-S05A00	NST4	124250628	124470628	NVCF45-18M	NVCD-***	NVC-***	NVSL3-***
NVP1XB0-150H-S05A00	NST4	124250628	124470628	NVCF45-18M	NVCD-***	NVC-***	NVSL3-***

*Proper selection of vacuum cups depends on the application. Cups are available in various durometers, colors and materials. If you do not see what you are looking for, please consult factory
 *The fittings, cups, and spring levelers listed are a small selection of possible options please refer to the specific catalog section

● Dimensions inches (mm)



Model	Units	A	B	C	D	E	F	H	J	K	L	M	N	P	R	T	U	V	W
NVP1XB0-***-S02A00	Imperial	1/4 NPTF	1/8 NPTF	1/4 NPTF	0.12	0.38	0.75	1.49	0.38	2.08	2.75	0.09	2.08	1.78	0.58	3.20	6.18	1.10	0.38
NVP1XB0-***-S05A00	Imperial	1/4 NPTF	1/8 NPTF	1/4 NPTF	0.12	0.38	0.75	1.49	0.38	2.08	2.75	0.09	2.08	1.78	0.58	3.20	4.60	1.10	0.38
NVP1XB0-***-S12A00	Imperial	1/4 NPTF	1/8 NPTF	1/4 NPTF	0.12	0.38	0.75	1.49	0.38	2.08	2.75	0.09	2.08	1.78	0.58	3.20	5.06	1.10	0.38
NVPM1XB0-***-S02A00	(Metric)	(G 1/4)	(G 1/8)	(G 1/4)	(3.05)	(9.65)	(19.05)	(37.82)	(9.53)	(52.83)	(69.85)	(2.29)	(52.83)	(45.21)	(14.73)	(81.28)	(156.97)	(27.94)	(9.53)
NVPM1XB0-***-S05A00	(Metric)	(G 1/4)	(G 1/8)	(G 1/4)	(3.05)	(9.65)	(19.05)	(37.82)	(9.53)	(52.83)	(69.85)	(2.29)	(52.83)	(45.21)	(14.73)	(81.28)	(116.84)	(27.94)	(9.53)
NVPM1XB0-***-S12A00	(Metric)	(G 1/4)	(G 1/8)	(G 1/4)	(3.05)	(9.65)	(19.05)	(37.82)	(9.53)	(52.83)	(69.85)	(2.29)	(52.83)	(45.21)	(14.73)	(81.28)	(128.52)	(27.94)	(9.53)

NVP10M0

Multi-Port

- Multi-port version - distribute vacuum to multiple locations
- High Productivity – non-clogging design reduces downtime
- Strong hold – powerful vacuum up to 28"Hg [948mbar]
- Mounts Easily – compact and lightweight
- Fast Response – installs close to vacuum point
- Efficient – minimal air consumption
- Reliable operation – straight-through design with no moving parts

Technical Data

Fluid
Filtered (50 Micron) unlubricated, non-corrosive dry gases

Operating Temperature
-30° to ~250° F (-34° to ~121°C)

Operating Pressure
80 PSI (5.5 bar) Standard or 60 PSI (4.1 bar)

Materials
Pump Body: Anodized Aluminum

Supply / Vacuum Line
1/4" OD for sizes 60 and 90
3/8" OD for sizes 100 and 150

Mounting Holes
Mounting holes accept 4-40 [M3] screws
Control Valve 3 way/2 position (faster part release), minimum orifice – 0.125" [3mm]

Performance Level Designations
"L" 0-10"Hg [0 to 339mbar] for low vacuum/high flow applications
"M" 0-20"Hg [0 to 677mbar] for medium vacuum/high flow applications
"H" 0-28"Hg [0 to 948mbar] for high vacuum/standard flow applications

Product options
Standard (NVP10)
Pneumatic blow-off (NVP1X)
Multi-port (NVP10M0)



Standard Models

Accessories

Part number	Max. Vacuum Level	Max. Vacuum Flow	Air Consumption	Silencer
NVP10M0-90M-S05A00	20"Hg	1.40 SCFM	1.40 SCFM	NST4 Silencer
NVP10M0-90H-S05A00	28"Hg	1.20 SCFM	1.80 SCFM	NST4 Silencer
NVP10M0-100M-S05A00	20"Hg	2.10 SCFM	1.80 SCFM	NST4 Silencer
NVP10M0-100H-S05A00	28"Hg	2.00 SCFM	2.80 SCFM	NST4 Silencer
NVP10M0-150M-S05A00	20"Hg	3.50 SCFM	2.80 SCFM	NST4 Silencer
NVP10M0-150H-S05A00	28"Hg	3.20 SCFM	4.80 SCFM	NST4 Silencer

Option selector

NVP★10M0-★★★★-S★★A★★

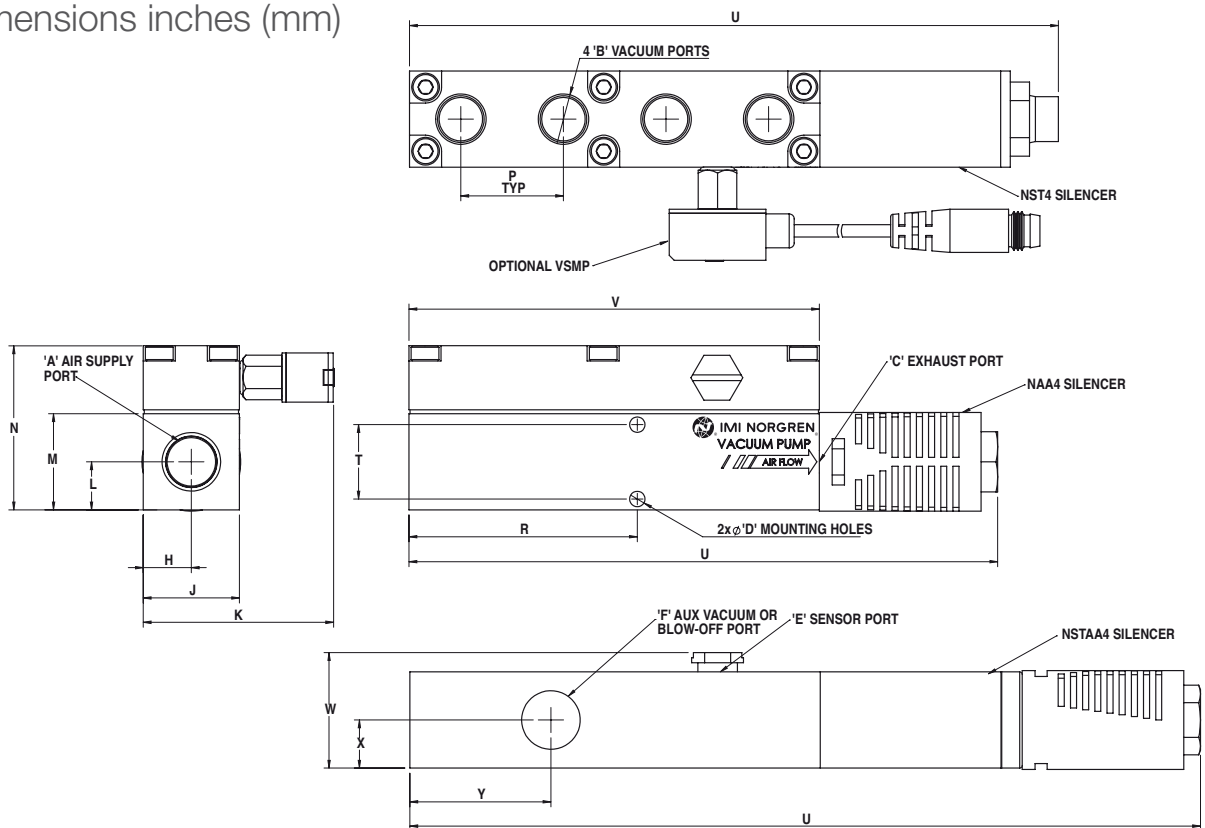
Series	Substitute	Accessories	Substitute
NVP (Imperial Thread)		Extra Port if Available / No Accessories	A00
NVPM (Metric Thread)	M	Extra Port if Available / NVTMV-QD-6	A02
Vacuum Flow Level	Substitute	Extra Port if Available / NVSMN-QD-6	A04
Venturi Cartridge 60	60	Extra Port if Available / NVSMP-QD-6	A06
Venturi Cartridge 90	90	Silencers	Substitute
Venturi Cartridge 100	100	None	S00
Venturi Cartridge 150	150	NAA4 (62dB)	S02
Vacuum Level	Substitute	NST4 (68dB)	S05
10"Hg @ 80PSI (Standard)	L	NSTAA4 (58dB)	S12
20"Hg @ 80PSI (Standard)	M		
28"Hg @ 80PSI (Standard)	H		
10"Hg @ 60PSI	X		
20"Hg @ 60PSI	Y		
28"Hg @ 60PSI	Z		

● Accessories

Model	Silencer	Inline Fitting	Swivel Elbow	Vacuum Fitting
NVP10M0-90M-S05A00	NST4	124250428	124470428	124470418
NVP10M0-90H-S05A00	NST4	124250428	124470428	124470418
NVP10M0-100M-S05A00	NST4	124250628	124470628	124470618
NVP10M0-100H-S05A00	NST4	124250628	124470628	124470618
NVP10M0-150M-S05A00	NST4	124250628	124470628	124470618
NVP10M0-150H-S05A00	NST4	124250628	124470628	124470618

*Proper selection of vacuum cups depends on the application. Cups are available in various durometers, colors and materials. If you do not see what you are looking for, please consult factory
*The fittings, cups, and spring levelers listed are a small selection of possible options please refer to the specific catalog section

● Dimensions inches (mm)



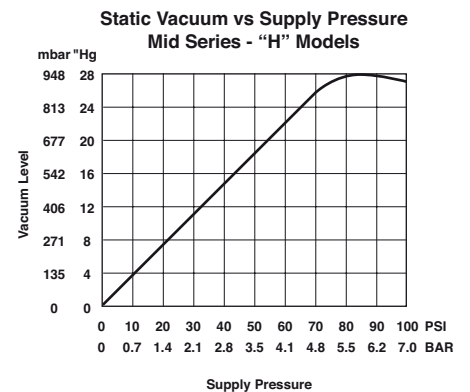
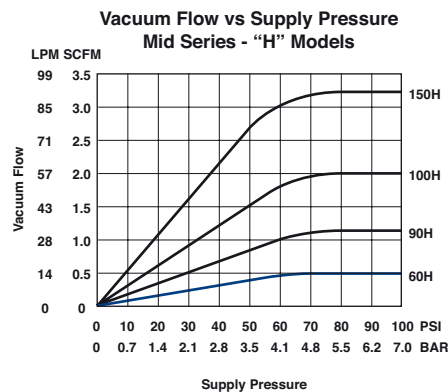
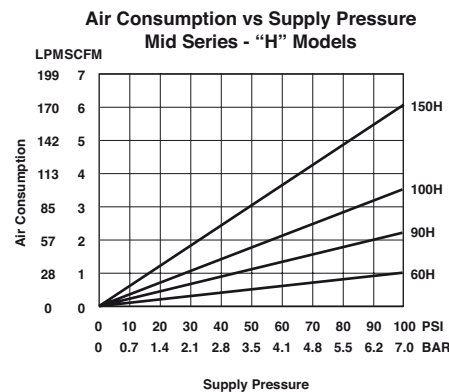
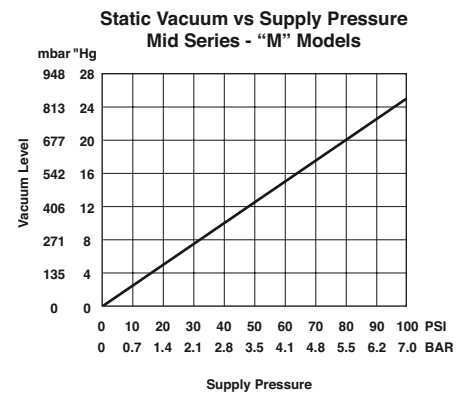
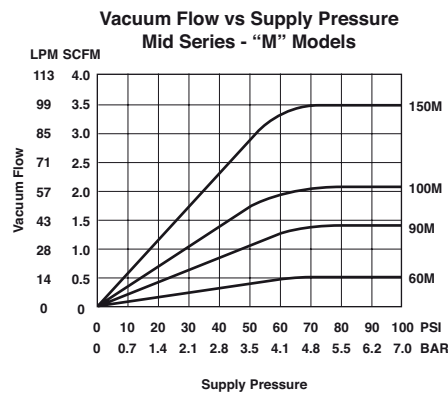
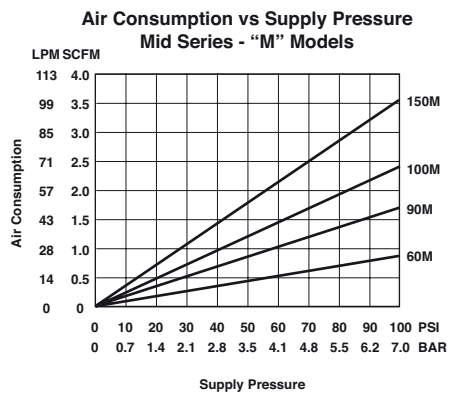
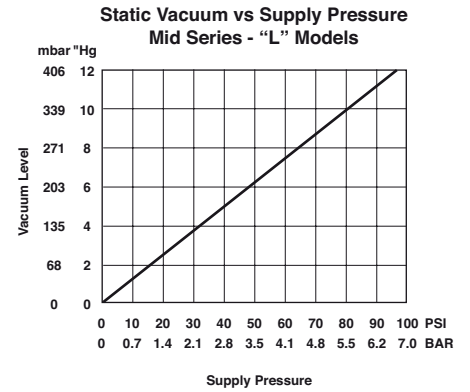
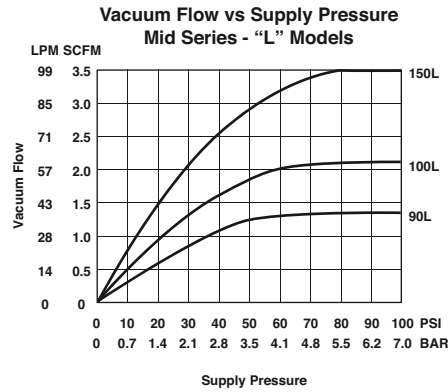
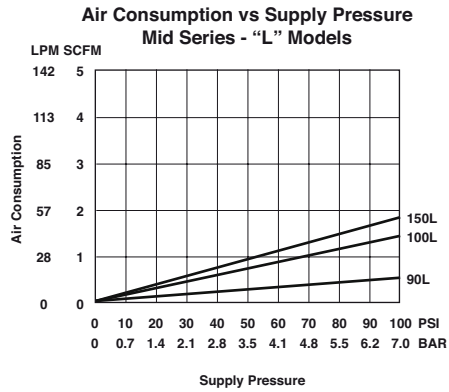
Model	Units	A	B	C	D	E	F	H	J	K	L	M	N	P	R	T	U	V	W
NVP10M0-***-S02A00	Imperial	1/4 NPTF	1/8 NPTF	1/4 NPTF	0.13	10-32	1/8 NPTF	0.38	0.75	1.49	0.38	0.75	1.28	0.80	1.78	0.58	4.59	3.20	0.92
NVP10M0-***-S05A00	Imperial	1/4 NPTF	1/8 NPTF	1/4 NPTF	0.13	10-32	1/8 NPTF	0.38	0.75	1.49	0.38	0.75	1.28	0.80	1.78	0.58	5.06	3.20	0.92
NVP10M0-***-S12A00	Imperial	1/4 NPTF	1/8 NPTF	1/4 NPTF	0.13	10-32	1/8 NPTF	0.38	0.75	1.49	0.38	0.75	1.28	0.80	1.78	0.58	6.17	3.20	0.92
NVPM10M0-***-S02A00	(Metric)	(G 1/4)	(G 1/8)	(G 1/4)	(3.30)	M5	(G 1/8)	(9.65)	(19.05)	(37.73)	(9.53)	(19.05)	(32.49)	(20.32)	(45.21)	(14.73)	(116.60)	(9.70)	(23.24)
NVPM10M0-***-S05A00	(Metric)	(G 1/4)	(G 1/8)	(G 1/4)	(3.30)	M5	(G 1/8)	(9.65)	(19.05)	(37.73)	(9.53)	(19.05)	(32.49)	(20.32)	(45.21)	(14.73)	(128.50)	(9.70)	(23.24)
NVPM10M0-***-S12A00	(Metric)	(G 1/4)	(G 1/8)	(G 1/4)	(3.30)	M5	(G 1/8)	(9.65)	(19.05)	(37.73)	(9.53)	(19.05)	(32.49)	(20.32)	(45.21)	(14.73)	(156.59)	(9.70)	(23.24)

● Performance Data

Model	Air Consumption SCFM (L/min)	Vacuum Level "Hg (mbar)	0"Hg (0)	3"Hg (102)	6"Hg (203)	9"Hg (305)	10"Hg (339)	12"Hg (406)	15"Hg (508)	18"Hg (609)	20"Hg (677)	21"Hg (711)	24"Hg (813)	27"Hg (914)	28"Hg (948)
90L	0.50 (14.2)	Vacuum Flow SCFM (L/min)	1.30 (36.80)	1.10 (31.10)	0.70 (19.80)	0.20 (5.70)	0.00 (0.00)	- (-)	- (-)	- (-)	- (-)	- (-)	- (-)	- (-)	- (-)
		Evacuation time (seconds)	0.00 (0.00)	3.26 (0.10)	7.93 (0.30)	18.65 (0.70)	39.63 (1.40)	- (-)	- (-)	- (-)	- (-)	- (-)	- (-)	- (-)	- (-)
100L	1.40 (39.6)	Vacuum Flow SCFM (L/min)	2.10 (59.50)	1.60 (45.30)	1.10 (31.10)	0.50 (14.20)	0.00 (0.00)	- (-)	- (-)	- (-)	- (-)	- (-)	- (-)	- (-)	- (-)
		Evacuation time (seconds)	0.00 (0.00)	2.33 (0.10)	4.66 (0.20)	10.88 (0.40)	24.00 (0.90)	- (-)	- (-)	- (-)	- (-)	- (-)	- (-)	- (-)	- (-)
150L	1.80 (51)	Vacuum Flow SCFM (L/min)	3.50 (99.10)	2.50 (70.80)	1.90 (53.80)	0.70 (19.80)	0.00 (0.00)	- (-)	- (-)	- (-)	- (-)	- (-)	- (-)	- (-)	- (-)
		Evacuation time (seconds)	0.00 (0.00)	1.54 (0.10)	4.36 (0.20)	10.77 (0.40)	22.83 (0.80)	- (-)	- (-)	- (-)	- (-)	- (-)	- (-)	- (-)	- (-)
60M	0.50 (14.2)	Vacuum Flow SCFM (L/min)	0.50 (14.20)	0.40 (11.30)	0.30 (8.50)	0.22 (6.20)	- (-)	0.15 (4.20)	0.08 (2.30)	0.03 (0.80)	0.00 (0.00)	- (-)	- (-)	- (-)	- (-)
		Evacuation time (seconds)	0.00 (0.00)	12.50 (0.40)	25.10 (0.90)	43.90 (1.60)	- (-)	68.60 (2.40)	99.30 (3.50)	153.70 (5.40)	227.00 (8.00)	- (-)	- (-)	- (-)	- (-)
90M	1.40 (39.6)	Vacuum Flow SCFM (L/min)	1.40 (39.60)	1.25 (35.40)	1.20 (34.00)	1.05 (29.70)	- (-)	0.85 (24.10)	0.65 (18.40)	0.25 (7.10)	0.00 (0.00)	- (-)	- (-)	- (-)	- (-)
		Evacuation time (seconds)	0.00 (0.00)	3.75 (0.10)	7.20 (0.30)	12.40 (0.40)	- (-)	19.10 (0.70)	29.90 (1.10)	52.00 (1.80)	104.00 (3.70)	- (-)	- (-)	- (-)	- (-)
100M	1.80 (51)	Vacuum Flow SCFM (L/min)	2.10 (59.50)	2.00 (56.60)	1.85 (52.40)	1.75 (49.60)	- (-)	1.60 (45.30)	1.25 (35.40)	0.80 (22.70)	0.00 (0.00)	- (-)	- (-)	- (-)	- (-)
		Evacuation time (seconds)	0.00 (0.00)	2.65 (0.10)	5.80 (0.20)	9.90 (0.30)	- (-)	16.20 (0.60)	22.90 (0.80)	36.20 (1.30)	56.60 (2.00)	- (-)	- (-)	- (-)	- (-)
150M	2.80 (79.3)	Vacuum Flow SCFM (L/min)	3.50 (99.10)	3.20 (90.60)	2.95 (83.50)	2.75 (77.90)	- (-)	2.50 (70.80)	1.80 (51.00)	0.95 (26.90)	0.00 (0.00)	- (-)	- (-)	- (-)	- (-)
		Evacuation time (seconds)	0.00 (0.00)	1.35 (0.00)	3.20 (0.10)	5.20 (0.20)	- (-)	7.70 (0.30)	11.80 (0.40)	23.40 (0.80)	52.00 (1.80)	- (-)	- (-)	- (-)	- (-)
60H	0.80 (22.7)	Vacuum Flow SCFM (L/min)	0.50 (14.20)	0.38 (10.80)	0.32 (9.10)	0.30 (8.50)	- (-)	0.27 (7.60)	0.23 (6.50)	0.20 (5.70)	- (-)	0.13 (3.70)	0.05 (1.40)	0.02 (0.60)	0.00 (0.00)
		Evacuation time (seconds)	0.00 (0.00)	15.00 (0.50)	29.80 (1.10)	50.60 (1.80)	- (-)	74.50 (2.60)	102.80 (3.60)	135.90 (4.80)	- (-)	183.20 (6.50)	245.90 (8.70)	410.20 (14.50)	790.80 (27.90)
90H	1.80 (51)	Vacuum Flow SCFM (L/min)	1.20 (34.00)	1.00 (28.30)	0.95 (26.90)	0.90 (25.50)	- (-)	0.85 (24.10)	0.75 (21.20)	0.70 (19.80)	- (-)	0.52 (14.70)	0.47 (13.30)	0.20 (5.70)	0.00 (0.00)
		Evacuation time (seconds)	0.00 (0.00)	6.50 (0.20)	12.30 (0.40)	18.90 (0.70)	- (-)	32.50 (1.10)	47.00 (1.70)	65.40 (2.30)	- (-)	92.20 (3.30)	130.00 (4.60)	222.20 (7.80)	281.30 (9.90)
100H	2.80 (79.3)	Vacuum Flow SCFM (L/min)	2.00 (56.60)	1.85 (52.40)	1.75 (49.60)	1.57 (44.50)	- (-)	1.40 (39.60)	1.25 (35.40)	1.05 (29.70)	- (-)	0.84 (23.80)	0.70 (19.80)	0.35 (9.90)	0.00 (0.00)
		Evacuation time (seconds)	0.00 (0.00)	2.70 (0.10)	6.50 (0.20)	11.20 (0.40)	- (-)	17.50 (0.60)	25.80 (0.90)	38.40 (1.40)	- (-)	55.20 (1.90)	79.20 (2.80)	166.70 (5.90)	251.80 (8.90)
150H	4.80 (135.9)	Vacuum Flow SCFM (L/min)	3.20 (90.60)	2.80 (79.30)	2.50 (70.80)	2.30 (65.10)	- (-)	2.00 (56.60)	1.60 (45.30)	1.40 (39.60)	- (-)	1.20 (34.00)	0.80 (22.70)	0.50 (14.20)	0.00 (0.00)
		Evacuation time (seconds)	0.00 (0.00)	2.30 (0.10)	3.80 (0.10)	6.50 (0.20)	- (-)	10.20 (0.40)	14.20 (0.50)	21.30 (0.80)	- (-)	44.90 (1.60)	55.00 (1.90)	81.00 (2.90)	125.00 (4.40)

Evacuation time in seconds based on 1 cubic foot volume / "Hg (1 Liter Volume / mbar)

● Performance Data



Notes: Standard operating pressure for IMI Norgren pumps is 80 PSI [5.5 bar]. Pumps can be factory modified to run at other operating pressures i.e. 60 PSI [4.1 bar] etc. The values shown in the performance chart will remain the same for all operating pressures.

Warnings

Improper selection, misuse, age or malfunction of components used in systems can cause failure in various modes. The system designer is warned to consider the failure modes of all component parts and to provide adequate safeguards to prevent personal injury or damage to equipment or property in the event of such failure modes. System designers and end users are cautioned to consult instruction sheets and specifications available from the factory. The system designer/end user is responsible for verifying that all requirements for the application are met.

Warranty

The products described herein are warranted subject to seller's Standard Terms and Condition of Sale, available at seller's website.