


Pilot operated solenoid valve
Diaphragm valve
High flow rate
Compact design
Superior coil protection



Technical data

Description:

Two way normally closed solenoid valve

Media*:

Neutral gases and liquids
 * For contaminated fluids, the use of a 250µm filter upstream of the valve is recommended.

Flow direction:

One way

Inlet - P

Outlet - A

Mounting position:

Preferably with solenoid vertical on top.

Materials:

Valve cover and body: Brass

Seat seal: NBR (options – FKM and EPDM)

Internal parts: Stainless steel, PVDF, Copper

Coil: Epoxy encapsulated

Fluid temperature:

14°F to 176°F

Ambient temperature:

14°F to 176°F

Coil enclosure:

Designed for watertight, submersible, and hazardous locations

Electrical connection:

Stranded wire 18" long, threaded pipe 1/2"-14 NPT

Duty cycle:

100%

Protection class:

ANSI/NEMA 1, 3, 4, 4X, 6, 6P, 7, and 9

FM – File No. 222A6.AE

CSA – File No. LR 57643-6

Voltage options:

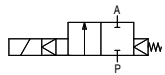
12 VDC

24 VDC

120 VAC 60

(other voltages available on request)

Technical data

ISO Symbol	Connection Size NPT Inch	Orifice Size Inch	Cv - value Base: m3/h	Part Number	Operating Pressure psi		
					NBR 00	FKM 03	EPDM 14
	3/8	0.4	3.5	82411XX.XXXX.XXXXX*	1.45 - 232	1.45 - 232	4.35 - 232
	1/2	0.5	4.4	82412XX.XXXX.XXXXX*	1.45 - 232	1.45 - 232	4.35 - 232
	3/4	0.8	6.9	82413XX.XXXX.XXXXX*	1.45 - 232	1.45 - 232	4.35 - 232
	1	1.0	10.9	82414XX.XXXX.XXXXX*	1.45 - 232	1.45 - 232	4.35 - 232

* Refer to Part number selector on page 2 for solenoid selection

Coil technical data

Voltage	Rated power
12 VDC	13 watt
24 VDC	13 watt
120/60	14 VA

Part number selector

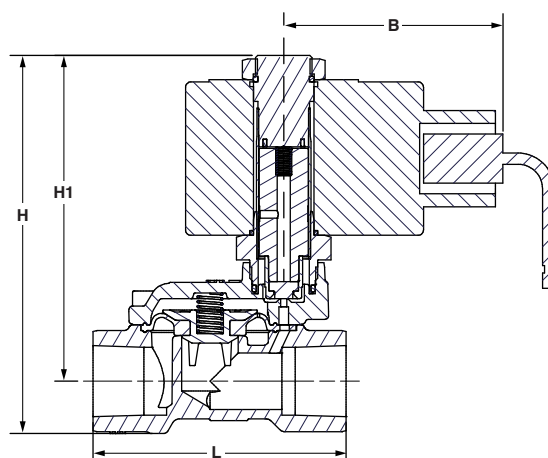
8 2 4 1 X X X . X X X X . X X X X X

Port size	Part number code	Voltage volts	Frequency hertz	Nominal Power DC (watts)	AC Volt amps	Part number code
3/8"	1	12	—	13.2	—	3826.01200
1/2"	2	24	—	13.6	—	3826.02400
3/4"	3	120	60	—	13.9	3827.12060
1"	4					

Seat seal	Part number code
NBR	00
FKM	03
EPDM	14

Valve with solenoid

Connection size NPT	L inch	B inch	H inch	H1 inch	Weight lb.
3/8	2.36	2.36	3.84	3.39	.99
1/2	2.64	2.36	3.93	3.39	1.10
3/4	3.15	2.36	4.19	3.54	1.43
1	3.74	2.36	4.58	3.77	2.09

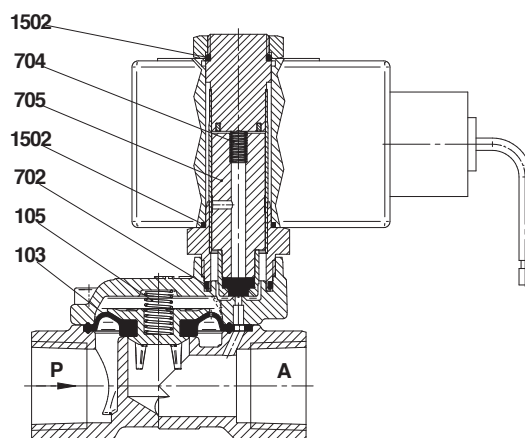


8241XXX Repair kit

Valve	NBR (00)	FKM (03)	EPDM (14)
82411xx.3826/7	1705553	1707276	1707280
82412xx.3826/7	1705553	1707276	1707280
82413xx.3826/7	1707267	1707277	1707281
82414xx.3826/7	1267631	1704859	1707282

8241XXX Repair kit components

Index	Description
1502	O-ring (2)
704	Pressure Spring
705	Plunger
702	O-ring
105	Pressure Spring
103	Diaphragm



Warning

Improper selection, misuse, age or malfunction of components used in systems can cause failure in various modes. The system designer is warned to consider the failure modes of all component parts and to provide adequate safeguards to prevent personal injury or damage to equipment or property in the event of such failure modes. System designers and end users are cautioned to consult instruction sheets and specifications available from the factory. The system designer/end user is responsible for verifying that all requirements for the application are met.

Warranty

The products described herein are warranted subject to seller's Standard Terms and Condition of Sale, (with the exception of 1-year warranty for this product) available at seller's website.

Proposition 65: These products may contain chemicals known to the state of California to cause cancer, or birth defects, or other reproductive harm.